

**PATLITE®**

M12 QD Signal Tower  
LR6-02WCNW+FB291  
LR6-302WCNW+FB291

# IP69K Rated LED Signal Tower



DESIGNED TO  
INSTALL QUICKLY  
AND WITH EASE

**IP69K** protection rating  
for high-pressure and  
high-temperature washdown

Rugged and reliable M12  
quick-disconnect

Next generation signal tower

Field customization via  
modular segments

**IP69K**

NEMA  
Type 4X, 13




NEMA Type 4X, 13    360° Buzzer    Modular

[www.patlite.com](http://www.patlite.com)

# LR6-02WCNW+FB291



The LR6-02WCNW+FB291 is designed to meet IP69K rating standards. Built with a 12-pin QD M12 connector creates a reliable, secure connection point and makes installations quick and easy. A rugged, water and dust tight body design, support for up to 5 modular, ultra-bright LED segments with an audible alarm, the LR6-02WCNW+FB291 is an efficient, highly effective signaling device for any industrial or commercial environment.



## Features

- IP69K / NEMA 4X, 13
- Ideal for High Pressure & High Temperature Washdown environment
- 30mm M30 nut for knockout direct mount
- Inner thread for 1/2" NPT pole mount
- Modular design to add up to 5 LED tiers
- Flashing or continuous light option
- Optional 88dB alarm module with 4 selectable tones

(Unit: mm)



Optional Buzzer



Optional LEDs



Solid Color LED Modules

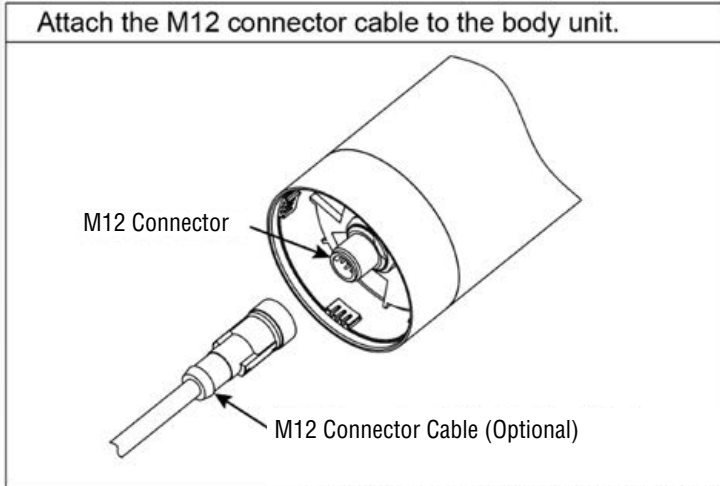
Clear Lens LED Modules

Multi-color LED Modules

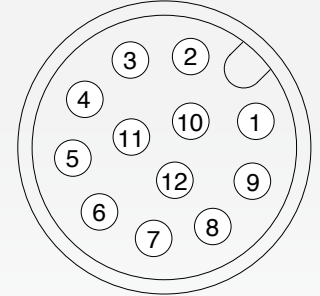
\* Maximum Board Thickness: 10mm

# Simplify Installations with M12 Cabling

The M12 connector not only provides a rugged and reliable connection but allows quick and easy installations and remove reducing wiring and maintenance costs.



## M12 Connector Pin Layout

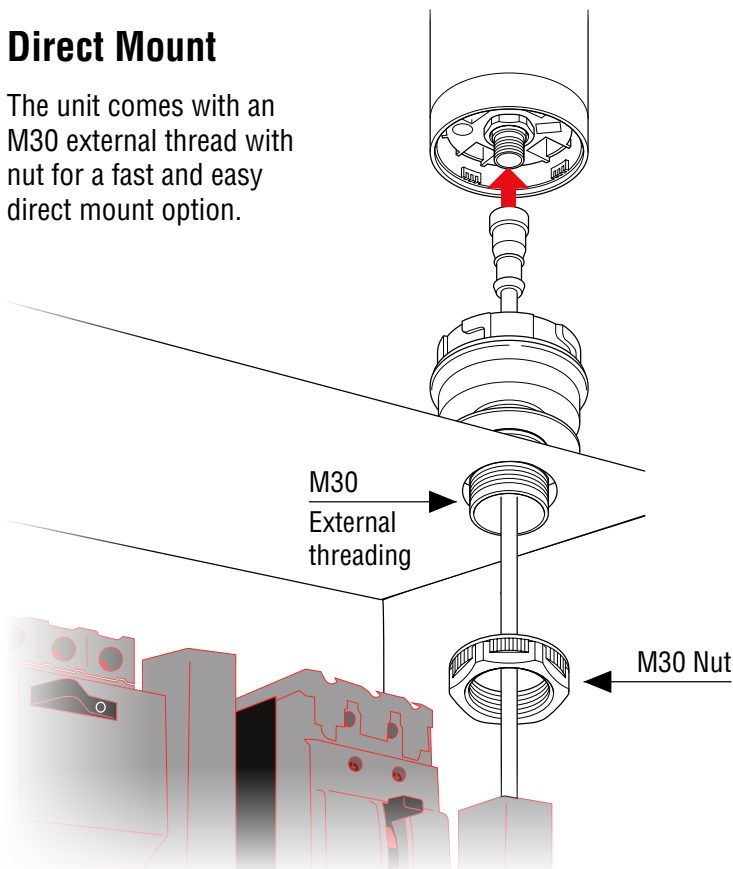


1	Flashing Common	9	LED Red
2	LED Blue	10	Buzzer
3	LED White	11	N.C.
4	LED Green	12	N.C.
5	N.C.		
6	LED Amber		
7	Power Supply		
8	Power Supply		

## Mounting Options

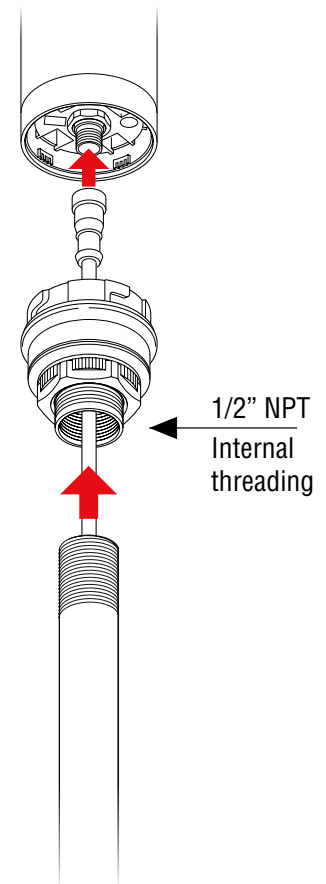
### Direct Mount

The unit comes with an M30 external thread with nut for a fast and easy direct mount option.



### Pole Mount

Utilize the 1/2" NPT socket for a pole mount option without the need for extra brackets and parts.



## Part Numbers:



### LR6-02WCNW+FB291

Model  
60mm Diameter  
24V DC  
Direct Mount/  
M12 Connector  
White Body  
No Buzzer  
12-pin  
IP69K Rating



### LR6-02WCNW+FB291-ASSY-000-01A

Model  
60mm Diameter  
24V DC  
Direct Mount/  
M12 Connector  
White Body  
No Buzzer  
12-pin  
IP69K Rating  
2m, 12-pin M12 Cable included  
(female connector to flying leads)



### LR6-302WCNW-RYG+FB291-ASSY-000-01A

Model  
60mm Diameter  
3 tier  
24V DC  
Direct Mount/  
M12 Connector  
White Body  
No Buzzer  
LED Colors:  
R=Red  
Y=Amber  
G=Green  
12-pin  
IP69K Rating  
2m, 12-pin M12 Cable included  
(female connector to flying leads)

## Custom Build Your Signal Towers:

Choose LED and buzzer modules that best suits your application

### Solid Color LED Modules:



LR6-E-R (Red)  
LR6-E-Y (Amber)  
LR6-E-G (Green)  
LR6-E-B (Blue)  
LR6-E-C (White)

### Clear-Lens LED Modules:



LR6-E-RZ (Red)  
LR6-E-YZ (Amber)  
LR6-E-GZ (Green)  
LR6-E-BZ (Blue)

### Multi-Color LED Module:



LR6-E-MZ

### Buzzer Module:



LR6-BW

[www.patlite.com](http://www.patlite.com)

**PATLITE (U.S.A.) Corporation**

20130 S. Western Ave. Torrance, CA 90501, U.S.A.  
TEL.+1-310-328-3222 FAX.+1-310-328-2676 Toll Free: 888-214-2580 E-mail: sales@patlite.com